

## Home Learning 17<sup>th</sup> March 2017

To be returned on Wednesday 22<sup>nd</sup> March.

### English

Continued daily reading.

Learn the following spellings below for a test on Friday 24<sup>th</sup>.

history	island
imagine	knowledge
increase	learning
important	length
interest	library
<p><i>Write a sentence using each of the words - what common theme do some of the words have?</i></p>	

### Maths

This week we have been working on shape. Please complete the 'Shape Quiz'.




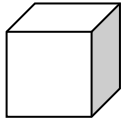

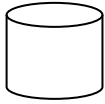
Continue to practise times tables. My target is

---

Have a fantastic weekend! Miss Finn and Miss Pepper.

# Shape Quiz

1. Match these 3D shapes to their names.



Square-based  
pyramid

Cuboid

Cone

Triangular  
prism

Cube

Cylinder

2. Write the names of the triangles underneath them.

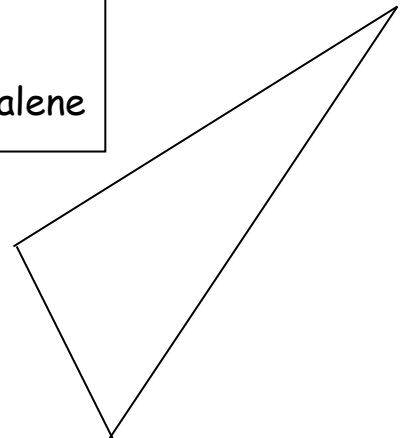
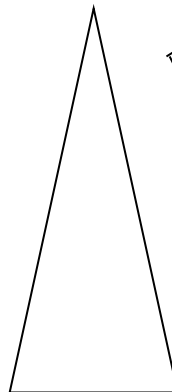
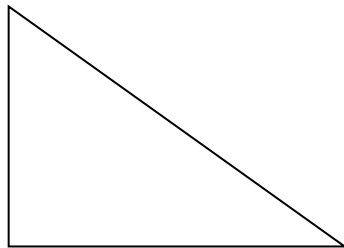
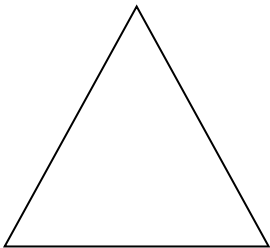
Use these words to help you:

isosceles


equilateral

right-angled


scalene



3. Draw a radius in this circle.




4. Draw a diameter in this circle then measure the diameter and write the measurement in centimetres.



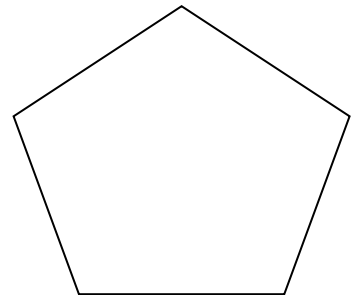
5. Draw two parallel lines in the box.



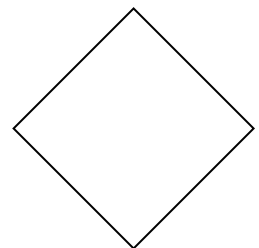
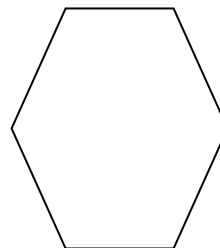
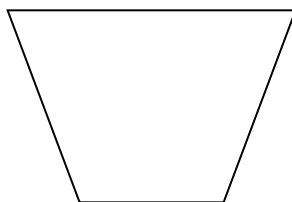
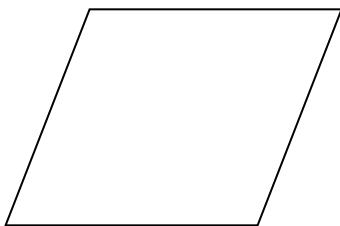
6. Draw two perpendicular lines in this box.

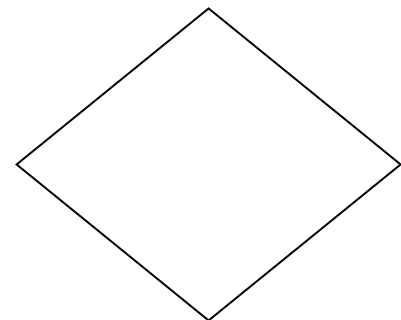
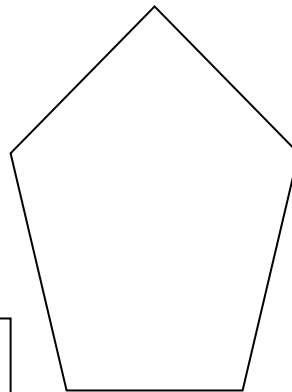
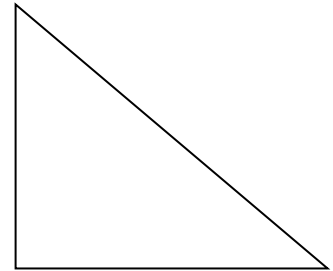

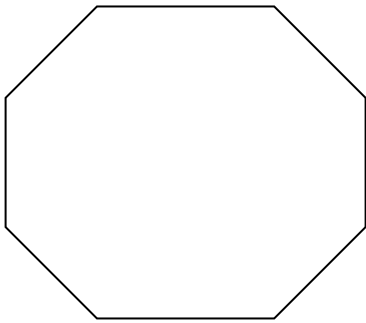
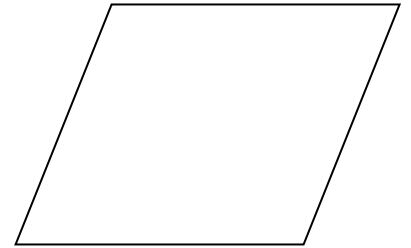
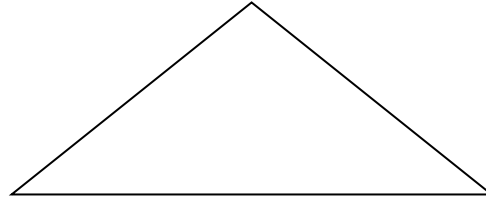
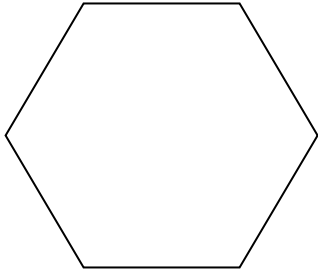
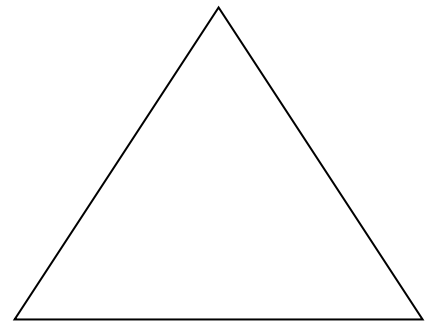
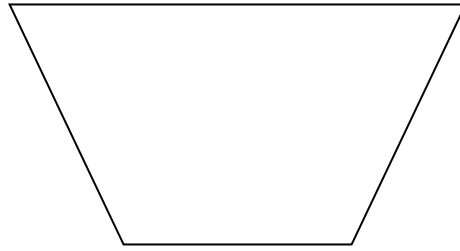
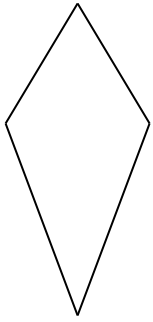


7. Draw all the diagonal lines there are inside this shape and write the name of the shape underneath it.



8. Write the names of these shapes underneath them.





Write the names  
of each of these  
shapes inside  
them. Be careful  
with the triangles!